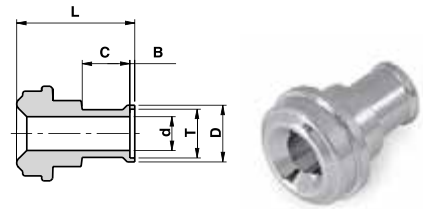


MGS-S

MINI SHORT GLAND

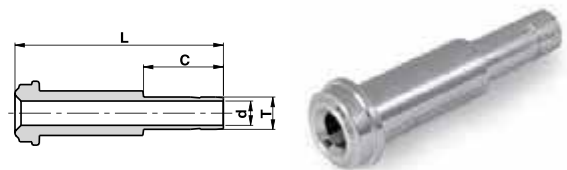
With shoulder



Ordering Information	Face Seal Size	L		C		d		B		D		T	W.T.	
	inch	mm	inch	mm	inch	mm	inch	mm	inch	mm	inch	inch / mm	mm	inch
V-MGS-1/4-S	1/4	15.8	0.62	6.4	0.25	4.6	0.18	0.6	0.02	7.4	0.29	1/4"	-	0.035
V-MGS-3/8-S	1/2	16.5	0.65	6.4	0.25	7.7	0.30	0.8	0.03	10.4	0.41	3/8"	-	0.035
V-MGS-1/2-S	1/2	16.8	0.66	6.4	0.25	10.2	0.40	1.0	0.04	14.0	0.55	1/2"	-	0.049
V-MGS-1/2-S W.T.=0.065	1/2	16.8	0.66	6.4	0.25	9.5	0.37	1.0	0.04	14.0	0.55	1/2"	-	0.065
V-MGS-6MM-S	1/4	15.8	0.62	6.4	0.25	4.0	0.16	0.5	0.02	7.0	0.27	6mm	1.00	-
V-MGS-8MM-S	1/4	16.5	0.65	6.4	0.25	6.0	0.24	0.8	0.03	8.9	0.35	8mm	1.00	-
V-MGS-10MM-S	1/2	16.5	0.65	6.4	0.25	8.0	0.31	0.8	0.03	10.9	0.43	10mm	1.00	-
V-MGS-12MM-S	1/2	16.8	0.66	6.4	0.25	10.0	0.39	1.0	0.04	13.2	0.52	12mm	1.00	-

AG

GLAND ADAPTER TO LET-LOK®

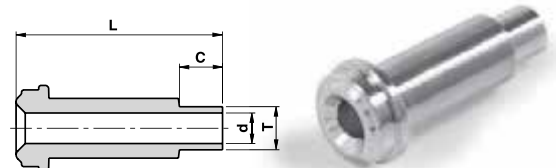


Ordering Information	Face Seal Size	L		C		d		T
	inch	mm	inch	mm	inch	mm	inch	inch/mm
V-AG-1/4	1/4	41.2	1.62	15.9	0.62	4.3	0.17	1/4"
P-AG-3/8	1/2	46.0	1.81	17.5	0.69	6.8	0.27	3/8"
V-AG-1/2	1/2	49.3	1.94	24.4	0.96	9.4	0.37	1/2"
V-AG-6M	1/4	41.2	1.62	15.7	0.62	4.0	0.16	6mm

MG-W

MALE GLAND

Short tube without shoulder



Ordering Information	Face Seal Size	L		C		d		T	W.T.	
	inch	mm	inch	mm	inch	mm	inch	inch / mm	mm	inch
V-MG-1/4-W	1/4	30.5	1.20	6.4	0.25	4.6	0.18	1/4"	-	0.035
V-MG-1/4-W 1.32	1/4	33.5	1.32	9.6	0.38	4.6	0.18	1/4"	-	0.035
V-MG-3/8-W	1/2	32.8	1.29	6.4	0.25	7.7	0.30	3/8"	-	0.035
V-MG-1/2-W	1/2	32.8	1.29	6.4	0.25	10.2	0.40	1/2"	-	0.049
V-MG-6MM-W	1/4	30.5	1.20	6.4	0.25	4.0	0.16	6mm	1.00	-
V-MG-8MM-W	1/4	30.5	1.20	6.4	0.25	6.0	0.24	8mm	1.00	-
V-MG-10MM-W	1/2	32.8	1.29	6.4	0.25	8.0	0.31	10mm	1.00	-
V-MG-12MM-W	1/2	32.8	1.29	6.4	0.25	10.0	0.39	12mm	1.00	-

Dimensions are for reference only, and are subject to change without notice.
When ordering, be sure to add the Surface-Finish Designator (either H or E) to the Part Number. (See Material Table, page 157).